


TOSHIBA

Leading Innovation >>>

Digital Inverter Big

9 Octobre 2009

DIGITAL INVERTER BIG



CAPACIDAD 8 y 10 HP

COMBINACIONES: 2x1, 3x1 y 4x1

UNIDADES INTERIORES

Cassette 60x60

Cassette 90x90

Conductos

Techo

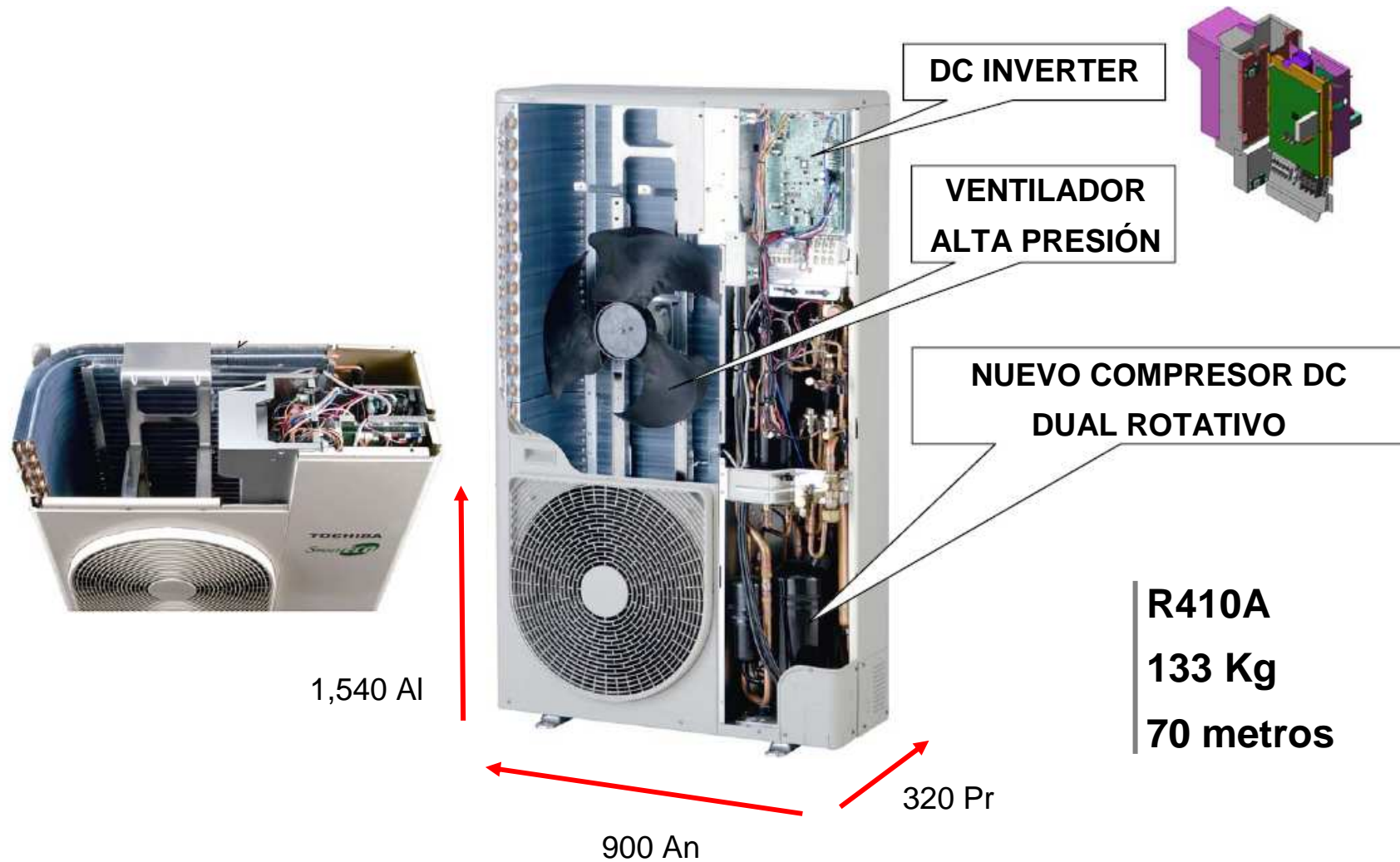
Pared

UNIDAD EXTERIOR COMPACTA

COMPRESOR DUAL ROTATIVO DC

CLASE ENERGETICA: Desde A/A

DIGITAL INVERTER BIG: Características



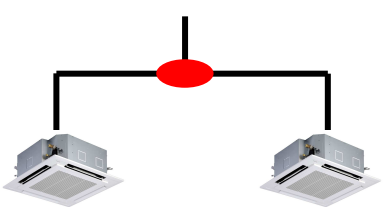
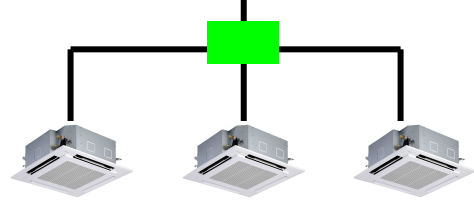
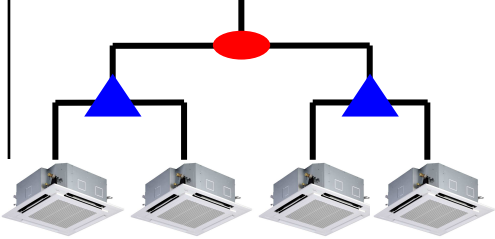




DIGITAL INVERTER BIG: Precios



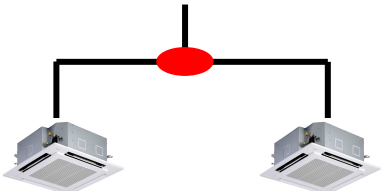
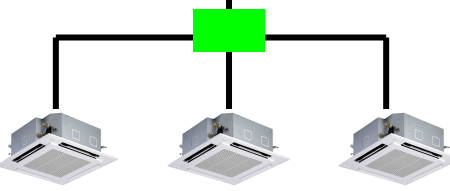
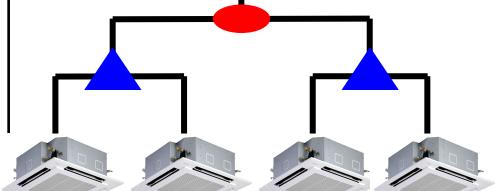


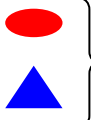
| Código | Descripción | PVPR (€) |
|--------------|-----------------------------------|----------|
| RAVSM2244AT8 | Condensadora DI BIG 8 HP (20 kW) | 4.500 |
| RAVSM2804AT8 | Condensadora DI BIG 10 HP (25 kW) | 5.200 |
| RBCTWP101E | Twin Kit 8 y 10HP | 150 |
| RBCTRP100E | Triple Kit 6, 8 y 10HP | 175 |
| RBCDTWP101E | Doble Twin Kit 8 y 10HP | 210 |



DIGITAL INVERTER BIG: Combinaciones 8HP

| | Twin | Triple | Doble Twin |
|-----------------|--|--|--|
| Exterior | RAV-SM2244AT8-E | | |
| Unidad Interior | <p>4way cassette</p> <p>RAV-SM1104UT-E x 2</p>  <div style="border: 1px dashed red; padding: 5px; margin-top: 10px;"> <p>Conducto: RAV-SM1102BT-E x 2 Techo: RAV-SM1102CT-E x 2</p> </div> | <p>4way cassette</p> <p>RAV-SM804UT-E x 3</p>  <div style="border: 1px dashed red; padding: 5px; margin-top: 10px;"> <p>Conducto: RAV-SM802BT-E x 3 Techo: RAV-SM802CT-E x 3 Pared: RAV-SM802KRT-E x 3</p> </div> | <p>4way cassette</p> <p>RAV-SM564UT-E x 4</p>  <div style="border: 1px dashed red; padding: 5px; margin-top: 10px;"> <p>Conductos: RAV-SM562BT-E x 4 Techo: RAV-SM562CT-E x 4 Pared: RAV-SM562KRT-E x 4 Conducto: RAV-SM564SDT-E x 4 Cassette 60x60 : RAV-SM562MUT-E x 4</p> </div> |
| Twin Kit |  RBC-TWP101E |  RBC-TRP100E |  }  } RBC-DTWP101E |

DIGITAL INVERTER BIG: Combinaciones 10HP

| | Twin | Triple | Doble Twin |
|----------|---|--|---|
| Exterior | RAV-SM2804AT8-E | | |
| Interior | <p style="text-align: center;">4way cassette</p> <p style="text-align: center;">RAV-SM1404UT-E x 2</p>  <div style="border: 1px dashed red; padding: 5px; margin-top: 10px;"> <p>Conducto: RAV-SM1402BT-E x 2 Techo: RAV-SM1402CT-E x 2</p> </div> | <p style="text-align: center;">4way cassette</p> <p style="text-align: center;">RAV-SM804UT-E x 3</p>  <div style="border: 1px dashed red; padding: 5px; margin-top: 10px;"> <p>Conducto: RAV-SM802BT-E x 3 Techo: RAV-SM802CT-E x 3 Pared: RAV-SM802KRT-E x 3</p> </div> | <p style="text-align: center;">4way cassette</p> <p style="text-align: center;">RAV-SM804UT-E x 4</p>  <div style="border: 1px dashed red; padding: 5px; margin-top: 10px;"> <p>Conducto: RAV-SM802BT-E x 4 Techo: RAV-SM802CT-E x 4 Pared: RAV-SM802KRT-E x 4</p> </div> |
| Twin Kit |  RBC-TWP101E |  RBC-TRP100E |  } RBC-DTWP101E |

CONFIGURACIÓN DOBLE TWIN

